



Meaningful Innovation.

CATALOGUE

LED LIGHTING | 2025



GLOBAL YET LOCAL



V-TAC was founded with the vision of providing energy-efficient LED lighting solutions worldwide.

While building a vast portfolio in LED lighting over the past years, we were also able to build expertise in innovation and expand our R&D team to offer a diversified catalogue with over 5000 products to our clients and partners all over the UK and Europe.

Utilizing our brand value and manufacturing technologies, we have been expanding our product categories beyond lighting, with one mission to improve the lives of humanity worldwide.

Now, we are moving towards promoting sustainable practices that will help citizens and businesses lower their carbon footprint, and become a global leader in providing energy efficient systems — including solar panels, inverters, battery packs, and power stations.



Creator for the everyman

Innovation for everyone.

Our purpose is to make the world a brighter place for all. We act on it by providing innovative and efficient solutions at value-pricing to make them accessible to the everyman.

Through our value pricing strategy, we bring efficient and sustainable products to every home, workplace and industry.

OUR JOURNEY SO FAR



V-TAC was founded with the vision of providing energy-efficient LED lighting solutions worldwide



Centralized warehouse in Bulgaria extended to 42000+ sq mts.



Progressed into the green energy era with our new Renewables range



Started building our distribution network in the UK from our office in Southall, London.



Opened new office in Poland.



Announced partnerships with Midea and Sinexcel



Achieved \$100M Annual Turnover- Manufacturing Joint Venture with DASHER Lighting for decorative lighting.



In-brand partnership with Samsung. Launched the V-TAC Pro series.



PRESENCE IN
75 COUNTRIES



Collaboration for Impact.

In-Brand Partnership

Driven by our mission to enhance product quality and efficiency, V-TAC developed the PRO-Series LED in partnership with CREE.

As V-TAC's flagship range, the PRO-Series combines advanced CREE LEDs with exceptional reliability, backed by a 6-year warranty.



Why CREE lighting?

Cree Lighting is committed to delivering the best solutions on the market, inspired by the needs of our customers, and perfected by the knowledge and expertise of our engineers. We recognize the importance of beautiful energy-efficient lighting and aspire to improve every business with uncompromising performance and payback.

We Put Innovation To Work For You.

We turn technology breakthroughs into best-in-class solutions that solve our customers' lighting challenges without compromise.



Productivity and Savings

From impressive energy savings to intelligent controls, we deliver solutions that help make cities more productive and businesses more profitable.



Safety and Well-being

We focus on things like optical precision, low-glare comfort and superb color to ensure everyone who experiences our lights feels safe and comfortable



Reliable and Easy Experiences

On the line, in the boardroom, or in the field, every team member is focused on making it super easy to specify, order and install our solutions.



Innovation That Matters

NanoComfort® Technology distills two decades of groundbreaking optical engineering into a modular system with near-universal applicability, offering exceptional efficiency and control while significantly enhancing visual comfort. By precisely sculpting and shaping acrylic optics into facets that reduce glare and harshness, NanoComfort® Technology improves visual comfort without sacrificing efficacy. In addition, its standardized scalable modules guarantee consistently high-quality illumination—which we call “Better Light”—across a wide range of sizes and luminaire configurations.



NanoComfort® Technology optic With multiple LED images (yellow)



Conventional optic with single LED image (yellow)

Quality Isn't Just A Goal, It's Our Gold Standard.

We're focused on making solutions that last, so you can be sure we don't compromise on quality. To prove it, all our commercial products are rigorously tested, often for years, to ensure the highest levels of performance and reliability.

Everything We've Learned. Applied To Everything You've Asked For.

For more than a decade, the flood lighting has set the spec wherever the quality and precise placement of outdoor illumination were essential.

Now we've applied ten years of customer feedback and technological advances to create the next generation of luminaires. They're even more efficient, much lighter and easier to handle, with streamlined features and improved visual comfort.

Over
30%
lighter
weight

Up to
16%
more
efficient

Improved
B-U-G
Rating

Elevated Efficiency



**Advanced
Technology**



Precise Control



Visual Comfort

Outdoor area lighting has long been plagued by a seemingly simple problem. Users want efficiency, comfort AND control ... all in the same luminaire.


Transcending this push-pull was the motivation behind the development of one of Cree Lighting's most important advances in recent years — our new Technology. Delivering elevated efficiency, precise optical control, and enhanced visual comfort... all in the same luminaire.

TABLE OF CONTENT

10 
LED BULBS

18 
LED SPOTLIGHTS

22 
**LED BATTEN
FITTINGS**

26 
LED TUBES

28 
LED PANELS

36 
LED BULKHEAD

40 
LED HIGHBAY

42 
LED FLOODLIGHTS

46 
**LED STRIP
LIGHTS**

48 
COB TRACKLIGHTS

50 
**LED WALL/
BEDSIDE
LIGHTS**

56
**LED EMERGENCY
LIGHTS**



LED Bulbs

Find the right bulb in V-TAC's newly improved range of LED bulbs. Our recent in-branding program enabled us to equip all LED PRO Series lamp range with LEDs provided by CREE.

- Wide range of bulbs
- Lightweight yet durable body
- Designed with optimal thermal management
- 80% lower power consumption
- Dimmable options available

LED Candle Bulbs | E14



Body Type	Plastic	Input Power	AC:220-240V, 50Hz
Beam Angle	180°	Lifespan	25,000 Hours
CRI	>80	On/Off Cycles	>20000
IP Rating	IP20		



SKU CCT	Model	Watts	Lumens	Base	Shape	Size
2142166 3000K Warm White 2141666 4000K Day White 2141226 6500K White	VT-1818	3.7W	320	E14	Candle	36.5x92.5mm
21421516 3000K Warm White 21425816 4000K Day White 21424116 6500K White	VT-1855	4.5W	470	E14	Candle	36.5x92.5mm
2120186-6 4000K Day White	VT-293D	5.5W Dimmable	470	E14	Candle	36.5x110mm
2111116 3000K Warm White 2111216 4000K Day White 2111316 6500K White	VT-268	6.5W	600	E14	Candle	36.5x100mm



LED Golf Bulbs | P45 | E14



Body Type	Plastic	Input Power	AC:220-240V, 50Hz
Beam Angle	180°	Lifespan	25,000 Hours
CRI	>80	On/Off Cycles	>20000
IP Rating	IP20		



SKU CCT	Model	Watts	Lumens	Base	Shape	Size
2141236 3000K Warm White 2141746 4000K Day White 2141246 6500K White	VT-1819	3.7W	320	E14	P45	45x70mm

218636 | 3000K | Warm White
218646 | 4000K | Day White
218656 | 6500K | White

VT-270 6.5W 600 E14 P45 45x80mm

LED Golf Bulbs | G45 | E27



Body Type	Plastic	Input Power	AC:220-240V, 50Hz
Beam Angle	180°	Lifespan	25,000 Hours
CRI	>80	On/Off Cycles	>20000
IP Rating	IP20		



SKU CCT	Model	Watts	Lumens	Base	Shape	Size
2141606 3000K Warm White 2141626 4000K Day White 2142076 6500K White	VT-1830	3.7W	320	E27	G45	45x70mm

218666 | 3000K | Warm White
21867-6 | 4000K | Day White
218686 | 6500K | White

VT-290 6.5W 600 E27 G45 45x80mm

LED GLS Bulbs | E27



Body Type	Plastic	Input Power	AC:220-240V, 50Hz
Beam Angle	200°	Lifespan	25,000 Hours
CRI	>80	On/Off Cycles	>20000
IP Rating	IP20		



SKU CCT	Model	Watts	Lumens	Base	Shape	Size
2172606 3000K Warm White 2172616 4000K Day White 2172626 6500K White	VT-2099	8.5W	806	E27	A60	59x104mm
2173506 3000K Warm White 2173496 4000K Day White 2173516 6500K White	VT-2112	10.5W	1055	E27	A60	59x112mm
2144536 3000K Warm White 2144546 4000K Day White 2144556 6500K White	VT-2015	15W	1521	E27	A65	65x125mm
2144566 3000K Warm White 2144576 4000K Day White 2144586 6500K White	VT-2017	17W	1710	E27	A65	65x134mm



LED Reflector Bulbs



Body Type	Plastic	Input Power	AC:220-240V, 50Hz
Beam Angle	120°	Lifespan	25,000 Hours
CRI	>80	On/Off Cycles	>20000
IP Rating	IP20		



SKU CCT	Model	Watts	Lumens	Base	Shape	Size
212106 3000K Warm White 212116 4000K Day White 21212-6 6500K White	VT-239	2.9W	250	E14	R39	39x67mm
211386 3000K Warm White 211396 4000K Day White 211406 6500K White	VT-250	4.8W	470	E14	R50	50x85mm
211416 3000K Warm White 211426 4000K Day White 211426 6500K White	VT-263	8.5W	806	E27	R63	63x100mm
211356 3000K Warm White 211366 4000K Day White 211376 6500K White	VT-280	11W	1055	E27	R80	80x112mm



LED Bulbs | T37 | E14



Body Type **Plastic**

Input Power **AC:220-240V, 50Hz**

Beam Angle **230°**

Lifespan **25,000 Hours**

CRI **>80**

On/Off Cycles **>20000**

IP Rating **IP20**



SKU CCT	Model	Watts	Lumens	Base	Shape	Size
21267-6 3000K Warm White 212686 4000K Day White 212696 6500K White	VT-248	7.5W	660	E14	T37	37x100mm

LED Bulbs | T37 | E27



Body Type **Plastic**

Input Power **AC:220-240V, 50Hz**

Beam Angle **230°**

Lifespan **25,000 Hours**

CRI **>80**

On/Off Cycles **>20000**

IP Rating **IP20**



SKU CCT	Model	Watts	Lumens	Base	Shape	Size
211446 3000K Warm White 211456 4000K Day White 21146-6 6500K White	VT-237	7.5W	660	E27	T37	37x100mm

LED Bulbs | ST26 | E14



Body Type	Plastic	Input Power	AC:220-240V, 50Hz
Beam Angle	200°	Lifespan	25,000 Hours
CRI	>80	On/Off Cycles	>20000
IP Rating	IP20		



SKU CCT	Model	Watts	Lumens	Base	Shape	Size
212346 3000K Warm White 212356 4000K Day White 212366 6500K White	VT-202	2W	180	E14	ST26	26x59mm

LED Globe Bulbs | E27



Body Type	Plastic	Input Power	AC:220-240V, 50Hz
Beam Angle	200°	Lifespan	25,000 Hours
CRI	>80	On/Off Cycles	>20000
IP Rating	IP20		



SKU CCT	Model	Watts	Lumens	Base	Shape	Size
21200216 3000K Warm White 21200226 4000K Day White 21200236 6500K White	VT-242	22W	2600	E27	G120	120x160mm

LED Olive Bulbs | E27



Body Type **Plastic**

Input Power **AC:220-240V, 50Hz**

Beam Angle **300°**

Lifespan **25,000 Hours**

CRI **>80**

On/Off Cycles **>20000**

IP Rating **IP20**



SKU CCT	Model	Watts	Lumens	Base	Shape	Size
21284-6 4000K Day White 21285-6 6500K White	VT-240	36W	4000	E27	Olive	90x220mm

LED Olive Bulbs | E40



Body Type **Plastic**

Input Power **AC:220-240V, 50Hz**

Beam Angle **300°**

Lifespan **25,000 Hours**

CRI **>80**

On/Off Cycles **>20000**

IP Rating **IP20**




SKU CCT	Model	Watts	Lumens	Base	Shape	Size
211876 4000K Day White 211886 6500K White	VT-260	60W	6500	E40	Olive	102x320mm



LED Spotlights

Our new range of LED spotlights with CREE LEDs is your best choice for efficient directional lighting solutions. This new range is perfectly compatible with existing GU10 holders. They can deliver the same warm light as halogen spots while exhibiting the energy-saving benefits of LEDs. Ideal for retail and residential lighting.



LED Spotlights | GU10 Lens | 38°

Body Type **Plastic**

Beam Angle **38°**

CRI **>80**

Input Power **AC:220-240V, 50Hz**

IP Rating **IP20**

Lifespan **25,000 Hours**

On/Off Cycles **>20000**



SKU CCT	Model	Watts	Lumens	Base	Size
211086 3000K Warm White 217976 4000K Day White 215116 6500K White	VT-275	4.5W	345	GU10	50x55mm
211896 3000K Warm White 211906 4000K Day White 211916 6500K White	VT-227	6W	445	GU10	50x55mm
211956 3000K Warm White 211966 4000K Day White 211976 6500K White	VT-227D	6W Dimmable	445	GU10	50x55mm
218756 3000K Warm White 218766 4000K Day White 218776 6500K White	VT-291	7.5W	610	GU10	50x55mm



LED Spotlights | GU10 Milky | 100°

Body Type **Plastic**

Beam Angle **100°**

CRI **>80**

Input Power **AC:220-240V, 50Hz**

IP Rating **IP20**

Lifespan **25,000 Hours**

On/Off Cycles **>20000**



SKU CCT	Model	Watts	Lumens	Base	Size
21201-6 3000K Warm White	VT-205	4.5W	400	GU10	50x56.5mm
21202-6 4000K Day White					
21203-6 6500K White					
218786 3000K Warm White	VT-271	10W	1000	GU10	50x56.5mm
218796 4000K Day White					
218806 6500K White					



LED Spotlights | GU10 Lens | 110°

Body Type	Plastic
Beam Angle	110°
CRI	>80



Input Power	AC:220-240V, 50Hz
IP Rating	IP20
Lifespan	25,000 Hours
On/Off Cycles	>20000


SKU CCT	Model	Watts	Lumens	Base	Size
211926 3000K Warm White 211936 4000K Day White 211946 6500K White	VT-247	6W	445	GU10	50x55mm
211986 3000K Warm White 211996 4000K Day White 212006 6500K White	VT-247D	6W Dimmable	445	GU10	50x55mm
218726 3000K Warm White 218736 4000K Day White 218746 6500K White	VT-292	7.5W	610	GU10	50x55mm



LED Batten Fittings

V-TAC's extensive range of LED Batten Fittings boasts of premium quality LED chips provided by CREE, a staggering lifespan, an unbreakable body with the most durable material, and a wide range of sizes for different applications.

The waterproof fittings, featuring an IP65-rated design, are constructed with a robust and hermetically sealed body, ensuring their resilience against water jets and dust. This critical attribute makes them indispensable for outdoor lighting applications.



High Lumen Prismatic Slim Fittings

Body Type	Plastic	Input Power	AC:220-240V, 50Hz
Beam Angle	120°	IP Rating	IP20
CRI	>80	Lifespan	30,000 Hours
		On/Off Cycles	>15000



SKU CCT	Model	Watts	Lumens	Size
203446 3000K Warm White 203456 4000K Day White 203466 6500K White	VT-8-10	10W	3000K - 1000lm 4000K - 1200lm 6500K - 1200lm	300x76x24mm
203476 3000K Warm White 203486 4000K Day White 203496 6500K White	VT-8-20	20W	3000K - 2050lm 4000K - 2400lm 6500K - 2400lm	566x76x24mm
203506 3000K Warm White 203516 4000K Day White 203526 6500K White	VT-8-40	40W	3000K - 4300lm 4000K - 4800lm 6500K - 4800lm	1166x76x24mm
203546 4000K Day White 203556 6500K White	VT-8-50	50W	6000lm	1466x76x24mm



Integrated T5 Fitting

Body Type	Plastic
Beam Angle	160°
CRI	>80

Input Power	AC:220-240V, 50/60Hz
IP Rating	IP20
Lifespan	25,000 Hours
On/Off Cycles	>15000



SKU CCT	Model	Watts	Lumens	Size
216896 3000K Warm White 216906 4000K Day White 216916 6500K White	VT-035	4W	400	290x27x30mm
216926 3000K Warm White 216936 4000K Day White 216946 6500K White	VT-065	7W	700	551x27x30mm
216956 3000K Warm White 216966 4000K Day White 216976 6500K White	VT-125	16W	1600	1151x27x30mm



LED Waterproof Batten Fittings

Body Type	PC
Beam Angle	120°
CRI	>80

Input Power	AC:220-240V, 50/60Hz
IP Rating	IP65
Lifespan	50,000 Hours
On/Off Cycles	>25000



SKU CCT	Model	Watts	Lumens	Size
2162836 4000K Day White 2162826 6500K White	VT-6076	18W	2430	600x66x58mm
2162856 4000K Day White 2162846 6500K White	VT-1249	36W	4860	1200x65x58mm
2162876 4000K Day White 2162866 6500K White	VT-1574	48W	6480	1500x65x58mm



LED Tubes

V-TAC's extensive range of LED Tubes boast premium-quality LEDs provided by Samsung, a staggering lifespan of up to 25,000 hours, an unbreakable body built with the most durable material, and a wide range of sizes for different applications.




LED T8 Tubes

Body Type	Nano Plastic	IP Rating	IP20
Beam Angle	160°	Input Power	AC:220-240V, 50Hz
CRI	>80	Lifespan	25,000 Hours
PF	>0.5	On/Off Cycles	>15000



SKU CCT	Model	Watts	Lumens	Size
216506 3000K Warm White 216516 4000K Day White 216526 6500K White	VT-061	9W	850	600x28mm
216536 3000K Warm White 216546 4000K Day White 216556 6500K White	VT-121	18W	1850	1200x28mm
216566 3000K Warm White 216576 4000K Day White 216586 6500K White	VT-151	20W	2100	1500x28mm



High Lumen LED T8 Tubes

Body Type	Nano Plastic	Input Power	AC:220-240V, 50Hz
Beam Angle	160°	IP Rating	IP20
CRI	>80	Lifespan	25,000 Hours
PF	>0.5	On/Off Cycles	>15000




SKU CCT	Model	Watts	Lumens	Size
240646 4000K Day White 240656 6500K White	VT-007	7W	1050	600x28mm
240666 4000K Day White 240676 6500K White	VT-012	12W	1800	1200x28mm
240686 4000K Day White 240696 6500K White	VT-015	15W	2250	1500x28mm



LED Panels

LED panel series are made with high quality diffusers which provide a evenly distributed light and prevents the panels from turning yellow.

The panels' durability is evidenced by exteriors composed of an innovative combination of FE+PS, and further energy savings thanks to the upgraded driver box and CREE LEDs. Available in Big and mini sizes.



High Lumen Panel 60x60

Body Type	FE+PS
Beam Angle	110°
CRI	>80

Input Power	AC:220-240V, 50/60Hz
IP Rating	IP20
Lifespan	50,000 Hours
On/Off Cycles	>25000



SKU CCT	Model	Watts	Lumens	Size
236246 4000K Day White 236256 6500K White	VT-61036	36W	4320	595x595x33mm
241456 4000K Day White 241466 6500K White	VT-61044	40W	4800	595x595x33mm




High Lumen Panel 120x30

Body Type	FE+PS
Beam Angle	110°
CRI	>80

Input Power	AC:220-240V, 50/60Hz
IP Rating	IP20
Lifespan	50,000 Hours
On/Off Cycles	>25000



SKU CCT	Model	Watts	Lumens	Size
241476 4000K Day White	VT-61045	40W	4800	1195x295x33mm
241486 6500K White				




LED Panel 120x30

Body Type	FE+PS
Beam Angle	110°
CRI	>80

Input Power	AC:220-240V, 50/60Hz
IP Rating	IP20
Lifespan	50,000 Hours
On/Off Cycles	>25000



SKU CCT	Model	Watts	Lumens	Size
21662516 4000K Day White	VT-6147	40W	4400	1195x295x30mm



LED Mini Panels | Recessed

Body Type	Plastic
Beam Angle	120°
CRI	>80

Input Power	AC:220-240V, 50/60Hz
IP Rating	IP20
Lifespan	30,000 Hours
On/Off Cycles	>15000



SKU CCT	Model	Watts	Lumens	Size
78586 - 3IN1 3000K-4000K-6500K	VT-61006CCT-RD	6W	660	120.5x28.4mm
78616 - 3IN1 3000K-4000K-6500K	VT-61012CCT-RD	12W	1200	170.8x28.4mm
78646 - 3IN1 3000K-4000K-6500K	VT-61018CCT-RD	18W	1850	220.8x28.9mm
78676 - 3IN1 3000K-4000K-6500K	VT-61024CCT-RD	24W	2500	296x29.1mm



LED Mini Panels | Recessed

Body Type	Plastic
Beam Angle	120°
CRI	>80

Input Power	AC:220-240V, 50/60Hz
IP Rating	IP20
Lifespan	30,000 Hours
On/Off Cycles	>15000



SKU CCT	Model	Watts	Lumens	Size
104806 - 3IN1 3000K-4000K-6500K	VT-61006CCT-SQ	6W	660	120.5x120.5x28.2mm
104836 - 3IN1 3000K-4000K-6500K	VT-61012CCT-SQ	12W	1200	170.8x199x28.4mm
104866 - 3IN1 3000K-4000K-6500K	VT-61018CCT-SQ	18W	1850	220.4x220.4x28.8mm
104896 - 3IN1 3000K-4000K-6500K	VT-61024CCT-SQ	24W	2500	295x295x28.6mm



LED Mini Panels | Surfaced

Body Type	Plastic
Beam Angle	120°
CRI	>80

Input Power	AC:220-240V, 50/60Hz
IP Rating	IP20
Lifespan	30,000 Hours
On/Off Cycles	>15000



SKU CCT	Model	Watts	Lumens	Size
78706 - 3IN1 3000K-4000K-6500K	VT-60006CCT-RD	6W	660	121.2x30.6mm
78736 - 3IN1 3000K-4000K-6500K	VT-60012CCT-RD	12W	1200	167.4x30.7mm
78766 - 3IN1 3000K-4000K-6500K	VT-60018CCT-RD	18W	1850	215.6x30.8mm
78796 - 3IN1 3000K-4000K-6500K	VT-60024CCT-RD	24W	2500	288.6x31.2mm



LED Mini Panels | Surfaced

Body Type	Plastic
Beam Angle	120°
CRI	>80

Input Power	AC:220-240V, 50/60Hz
IP Rating	IP20
Lifespan	30,000 Hours
On/Off Cycles	>15000



SKU CCT	Model	Watts	Lumens	Size
104926 - 3IN1 3000K-4000K-6500K	VT-60006CCT-SQ	6W	660	120.8x120.8x30.7mm
104956 - 3IN1 3000K-4000K-6500K	VT-60012CCT-SQ	12W	1200	167.3x167.3x30.7mm
104986 - 3IN1 3000K-4000K-6500K	VT-60018CCT-SQ	18W	1850	214x214x31mm
105146 - 3IN1 3000K-4000K-6500K	VT-60024CCT-SQ	24W	2500	287x287x30.7mm



LED Bulkhead

V-TAC's LED Bulkhead range is inclusive of IP65-rated 2D Bulkheads made of state-of-the-art polycarbonate resins for a premium water- and dust-proof surface-mounted luminaire. Each model has powerful combinations of two useful features: the emergency battery backup and the microwave sensor with a 120-degree detection angle. Together with the new elegant designs, this luminaire's highlight is its competitive outdoor effectiveness in efficiency and security.



LED PIR Dome lights

Body Type	Plastic Clad Aluminium	IP Rating	IP20
Beam Angle	120°	Input Power	AC:220-240V, 50/60Hz
Detection Range	360°	Ambient Light	<3-2000lux(adjustable)
Detection Distance	Max. 6m(<24°C)	Time Delay	Min. 10sec±3sec, Max. 3min±30sec



SKU CCT	Model	Watts	Lumens	Size
218086 4000K Day White	VT-13	12W	1000	290x59.5mm

LED Bulkhead



Body Type **Polycarbonate**

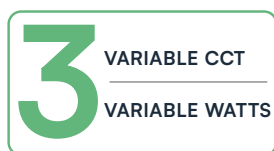
Beam Angle **110°**

CRI **>80**

Input Power **AC:200-240V, 50Hz**

IP Rating **IP65**

Lifespan **30,000 Hours**



SKU CCT	Model	Watts	Lumens	Size
801-24-6 - 3IN1 3000K-4000K-6500K	VT-8603	8W/16W/20W	2700	320x100mm





All in One LED Bulkhead | Emergency+Sensor

Body Type	Polycarbonate	IP Rating	IP54
Beam Angle	110°	Input Power	AC:200-240V, 50Hz
Detection Range	6Mx3M	Ambient Light	Day,2Lux,10Lux,50Lux optional
Detection Distance	3-6M	Battery Type	LiFePO4, 3.2V 2Ah Battery
Detection Motion Speed	0.5-3m/s	Emergency Operation Time	>3 Hours
		Battery Discharge Current	410mA
		Battery Charging Current	250mA



SKU CCT	Model	Watts	Lumens	Size
812-24-6 - 3IN1 3000K-4000K-6500K	VT-8633	8W/16W/20W	2700	320x100mm



LED Highbay

LED highbays are types of lighting fixtures commonly used in commercial and industrial settings. LED highbays are typically used in facilities with high ceilings, such as warehouses, distribution centres, gymnasiums, and factories. They are designed to provide bright, high-intensity lighting over a large area, and are typically mounted at a height of 20 feet or higher. LED highbays offer energy savings and longer lifespan compared to traditional highbay lighting options such as metal halide or high-pressure sodium lamps.



LED Highbays | UFO Series 90°

Body Type	Aluminium+PC	Input Power	AC:220-240V, 50Hz
Beam Angle	90°	Lifespan	50,000 Hours
CRI	>70	On/Off Cycles	>25000
IP Rating	IP65		



SKU CCT	Model	Watts	Lumens	Size
240756 4000K Day White 240746 6500K White	VT-91102	100W	13500	208x208x96mm
240776 4000K Day White 240766 6500K White	VT-91152	150W	20200	248x248x96mm
240796 4000K Day White 240786 6500K White	VT-91202	200W	27000	288x288x96mm



LED Floodlights

V-TAC's LED floodlights are manufactured with industry-leading components to deliver exceptional performance, making them the perfect choice for efficient outdoor lighting. Each unit is designed and constructed of die-cast aluminum for maximum durability. With the IP65 rating, all the floodlights in this series are also water- and dust-proof.

LED Slimline Floodlights



Body Type	Aluminium
Beam Angle	115°
CRI	>70
Input Power	AC:220-240V, 50Hz
IP Rating	IP65
Lifespan	30,000 Hours



SKU CCT	Model	Watts	Lumens	Size
231976 4000K Day White 231986 6500K White	VT-44033-B	30W	3450	164x34x144mm
231996 3000K Warm White 232166 4000K Day White 232176 6500K White	VT-4455-B	50W	5740	185x35x162mm
232006 3000K Warm White 232186 4000K Day White 232196 6500K White	VT-44101-B	100W	11480	185x35x162mm
232016 4000K Day White 232026 6500K White	VT-44153-B	150W	17220	331x47x278mm
232206 4000K Day White 232216 6500K White	VT-44201-B	200W	22960	406x47x333mm
238256 4000K Day White 232036 6500K White	VT-44003-B	300W	34440	498x48x411.6mm

LED Slimline Floodlights



Body Type **Aluminium**

Beam Angle **115°**

CRI **>70**

Input Power **AC:220-240V, 50Hz**

IP Rating **IP65**

Lifespan **30,000 Hours**

SKU CCT	Model	Watts	Lumens	Size
242086 4000K Day White 242096 6500K White	VT-4455-W	50W	5740	185x35x162mm
242106 4000K Day White 242116 6500K White	VT-44101-W	100W	11480	185x35x162mm
242126 4000K Day White 242136 6500K White	VT-44201-W	200W	22960	406x47x333mm
242146 4000K Day White 242156 6500K White	VT-44003-W	300W	34440	498x48x411.6mm

Floodlight with Stand-EU Plug



Body Type **Aluminium**

Beam Angle **115°**

CRI **>70**

Input Power **AC:220-240V, 50Hz**

IP Rating **IP65**

Lifespan **30,000 Hours**

SKU CCT	Model	Watts	Lumens	Size
242186 4000K Day White 242196 6500K White	VT-44049	50W	4000	262x57x300mm

LED Floodlights | 3IN1 CCT



Body Type	Aluminium
Beam Angle	90°
CRI	>80
Input Power	AC:220-240V, 50/60Hz
IP Rating	IP65
Lifespan	50,000 Hours

SKU CCT	Model	Watts	Lumens	Size
240726 - 3IN1	VT-44014CCT	10W	730	122x147x33mm
240736 - 3IN1	VT-44058CCT	50W	4000	182x227x33mm
240716 - 3IN1	VT-44110CCT	100W	8150	242x297x33mm
240706 - 3IN1	VT-44209CCT	200W	16450	326x410x33mm

LED Floodlights | High Power Series



Body Type	Aluminium
Beam Angle	60°
CRI	>70
Input Power	AC:220-240V, 50Hz
IP Rating	IP65
Lifespan	30,000 Hours

SKU CCT	Model	Watts	Lumens	Size
230896 4000K Day White 972126 6500K White	VT-48500	500W	67500	530x65x523mm



LED Strip Lights

Add an extensive array of lights and colors to any setting, rejuvenate and transform the ambience of any environment at the flick of a switch with V-TAC's LED Strip Light Series. Easy installation with minimal space required makes this the right choice for Restaurants, Auditoriums, Meeting Rooms etc.



LED Striplights |3IN1 CCT | Double PCB

Beam Angle 120°

CRI >90

Roll Qty 10 Meter

IP Rating IP20

Input Power DC:24V



SKU CCT	Model	Watts/m	Lumen/m	Size
240836 - 3IN1	VT-2835 192 8MM	15W/m	1425lm/m	8mm

IR Controller-CCT STRIP



- Input Voltage: DC 12-24V
- Output Current: 2A/Channel
- Remote Distance: 8M

SKU

24172

Smart Controller-CCT STRIP



- Input Voltage: DC 5-24V
- Output Current: 2A/Channel
- Working Current: 12mA~40mA
- Dimension: 56mm*21mm*12mm (Not including the wires)

SKU

24173



LED Striplights | Double PCB

Beam Angle	120°
CRI	>90
Roll Qty	10 Meter

IP Rating	IP20
Input Power	DC:24V



SKU CCT	Model	Watts/m	Lumen/m	Size
240806 3000K Warm White 240816 4000K Day White 240826 6500K White	VT-2835 120 5MM	8W/m	3000K - 760lm/m 4000K - 800lm/m 6500K - 800lm/m	5mm
2126226 3000K Warm White 2126236 4000K Day White 2126246 6500K White	VT-2835 120 8MM	10W/m	3000K - 950lm/m 4000K - 1000lm/m 6500K - 1000lm/m	8mm
2125966 3000K Warm White 2125976 4000K Day White 2125986 6500K White	VT-2835 168 8MM	12W/m	3000K - 1380lm/m 4000K - 1440lm/m 6500K - 1440lm/m	8mm
2125996 3000K Warm White 2126006 4000K Day White 2126016 6500K White	VT-2835 238 10MM	18W/m	3000K - 1950lm/m 4000K - 2150lm/m 6500K - 2150lm/m	10mm



COB Tracklights

Color has a massive influence on purchasing decisions and setting the mood in any room. Our innovative COB track lights are the premier choice for retail lighting with CREE's state-of-the-art COB technology. The >80 CRI rating of these track lights provides vivid colors, highly enhancing any product's appeal to customers.

COB Tracklights



Body Type	Aluminium	IP Rating	IP20
Beam Angle	20°	Input Power	AC:220-240V, 50Hz
CRI	>80	Lifespan	30,000 Hours



SKU CCT	Model	Watts	Lumens	Size
241546 3000K Warm White 241556 4000K Day White 241566 6500K White	VT-11122	20W	1600	205x95x75mm
241576 3000K Warm White 241586 4000K Day White 241596 6500K White	VT-11135	35W	3150	235x110x90mm

COB Tracklights



Body Type	Aluminium	IP Rating	IP22
Beam Angle	36°	Input Power	AC:220-240V, 50Hz
CRI	>80	Lifespan	30,000 Hours



SKU CCT	Model	Watts	Lumens	Size
241606 3000K Warm White 241616 4000K Day White 241626 6500K White	VT-11130	30W	2845	155x165x91mm
241636 3000K Warm White 241646 4000K Day White 241656 6500K White	VT-11136	36W	3302	162x162x98mm



LED Wall/ Bedside Lights

Introducing our modern LED Wall/Bedside lights range, the perfect replacement for traditional lights. A classy combination of energy efficiency and contemporary design to add style and elegance to your home or garden.



Bedside Light with USB/PD Charging

Body Type	Aluminium+PC	Input Power	AC:220-240V, 50Hz
Beam Angle	162°	Lifespan	20,000 Hours
CRI	>80	On/Off Cycles	>15000
IP Rating	IP20		



SKU CCT	Model	Watts	Lumens	Size
240006 3000K Warm White	VT-88062-W	2W	60	250x115x140mm



Bedside Light with USB/PD Charging

Body Type	Aluminium+PC	Input Power	AC:220-240V, 50Hz
Beam Angle	162°	Lifespan	20,000 Hours
CRI	>80	On/Off Cycles	>15000
IP Rating	IP20		



SKU CCT	Model	Watts	Lumens	Size
240016 3000K Warm White	VT-88062-B	2W	60	250x115x140mm

Bedside Light with USB/PD Charging



Body Type **Aluminium+PC**

Input Power **AC:220-240V, 50Hz**

Beam Angle **40°**

Lifespan **20,000 Hours**

CRI **>80**

On/Off Cycles **>15000**

IP Rating **IP20**



02 YEAR
WARRANTY

IP20
RATING



SKU CCT	Model	Watts	Lumens	Size
240026 3000K Warm White	VT-88068-W	8W	830	132x80x132mm

Bedside Light with USB/PD Charging



Body Type **Aluminium+PC**

Input Power **AC:220-240V, 50Hz**

Beam Angle **40°**

Lifespan **20,000 Hours**

CRI **>80**

On/Off Cycles **>15000**

IP Rating **IP20**



02 YEAR
WARRANTY

IP20
RATING



SKU CCT	Model	Watts	Lumens	Size
240036 3000K Warm White	VT-88068-B	8W	830	132x80x132mm

Bedside Light with USB/PD Charging



Body Type	Aluminium+PC	Input Power	AC:220-240V, 50Hz
Beam Angle	30°	Lifespan	20,000 Hours
CRI	>80	On/Off Cycles	>15000
IP Rating	IP20		



SKU CCT	Model	Watts	Lumens	Size
241516 3000K Warm White	VT-88064	3W	120	150x60x268mm

Bedside Light



Body Type	Aluminium+PC	Input Power	AC:220-240V, 50Hz
Beam Angle	30°	Lifespan	20,000 Hours
CRI	>80	On/Off Cycles	>15000
IP Rating	IP20		



SKU CCT	Model	Watts	Lumens	Size
241506 3000K Warm White	VT-88063	3W	120	330x70x25mm

Bedside Light



Body Type	Aluminium+PC	Input Power	AC:220-240V, 50Hz
Beam Angle	25°	Lifespan	20,000 Hours
CRI	>80	On/Off Cycles	>15000
IP Rating	IP20		



SKU CCT	Model	Watts	Lumens	Size
239986 3000K Warm White	VT-88061-W	2W	76	150x65x59mm


Bedside Light



Body Type	Aluminium+PC	Input Power	AC:220-240V, 50Hz
Beam Angle	25°	Lifespan	20,000 Hours
CRI	>80	On/Off Cycles	>15000
IP Rating	IP20		



SKU CCT	Model	Watts	Lumens	Size
239996 3000K Warm White	VT-88061-B	2W	76	150x65x59mm



Discover V-TAC's reliable 40w suspended linear lights with a staggering lifespan of 30,000-hours. Designed with a toggle switch, 3IN1 color-changing light. Perfect replacement for traditional and inefficient linear lighting fixtures with the efficient LED provided by CREE.

3-IN-1 Linear Hanging Lights

Body Type	Aluminium
Beam Angle	120°
CRI	>80
Wire Length	1.5 Meters

Input Power	AC:200-240V, 50Hz
IP Rating	IP20
Lifespan	30,000 Hours
On/Off Cycles	>20000



SKU CCT	Model	Watts	Lumens	Size
200606 - 3IN1	VT-7-44	40W	2500	1197x50x65mm



LED Emergency Lights

LED emergency lights for clear and bright emergency illumination. Complete with easily readable legends, these signs are powered by high performance batteries, rendering a longer lifespan and lower maintenance.

V-TAC's emergency lights and signs are a practical and valuable asset in many applications including but not limited to offices, hotels, hospitals and residential areas.



Emergency Bulkhead

Battery Type	3.7V, 2000mAh Li-ion Battery
Emergency Operation Time	Upto 4 Hours
Charging Time	12 Hours
Battery Discharge Current	360mA
Battery Charging Current	200mA
Viewing Distance	22 Meters
Legends	4 Ways



SKU CCT	Model	Watts	Lumens	Size
899-6 - 6000K	VT-511	3.8W	110	292x79x102mm



Exit Lights Surface

Battery Type	Ni-Cd 3.6V, 900mAh Battery
Emergency Operation Time	>3 Hours
Charging Time	12 Hours
Battery Discharge Current	200-280mA
Battery Charging Current	100-140mA
Viewing Distance	24 Meters from Both Sides
Legends	3 Ways



SKU CCT	Model	Watts	Lumens	Size
836-6 - 6000K	VT-519-C	2W	140	380x51x195mm

WHY DO WE EXIST? **OUR PURPOSE**

**TO MAKE THE WORLD
A BRIGHTER PLACE
THROUGH MEANINGFUL
INNOVATION.**

Everything we do is strengthened by our purpose to make this world a brighter place, by providing high-quality, efficient, and sustainable products to our customers.

Our idea of a brighter world is where we enable people to make their lives more comfortable and safe while building a sustainable future.

Many divisions, one mission.

V-TAC was founded with the vision of providing energy-efficient LED lighting solutions worldwide.

While building a vast lighting portfolio over these years, we were also able to build expertise in innovation and expand our R&D capabilities.

Utilizing our brand value and R&D capabilities, we are expanding product categories beyond lighting, with one mission to improve the lives of our customers.

V-TAC Lighting

V-TAC Smart

V-TAC Digital

V-TAC Electrical

V-TAC Solar



Download
the current CREE
powered catalogue here

TOWARDS A BRIGHTER FUTURE

www.v-tac.eu | www.vtacexports.com

5000+

PRODUCTS

PRESENCE IN

70+

COUNTRIES

Sofia Office

V-TAC Europe Ltd
41, bul. Rozhen
1271 Sofia
Bulgaria
www.v-tac.eu
office@v-tac.eu

UK Office

V-TAC House,
Kelpatrick Road,
Slough, Berkshire,
SL1 6BW, UK.
www.v-tac.co.uk
info@v-tac.co.uk

V-TAC West Europe

Ground Floor, 71 Lower Baggot
Street, Dublin 02, Ireland
D02 P593

Poland Office

V-TAC Poland
Sp. z o.o. ul.
Obornicka 52
60-002 Złotniki

Romania Office

Bulevardul Unirii,
numărul 33
(vis-a-vis de Institutul
Bancar Român),
București

Hungary Office

GTC White House, Budapest,
Váci út 47, 1134 Hungary

Middle East Office

Unit# 407/8/9 Jumeirah Bay Towers,
Plot# X3, JLT, P.O. Box 45244, Dubai

V-TAC

Meaningful Innovation.

SKU 22066